





## Disconnects and male tabs

### Male tabs

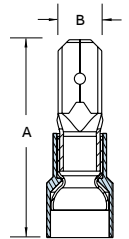
#### 250 Series – Male tabs

Select the tabs you need!




	Cat. no.	Pkg. qty.	Wire range (AWG)	Max. ins. (in.)	Tab size (in.)	Rec. tool	Dimensions (in.)	
							A	B
<b>Vinyl self-insulated</b> 	18RA-250T	100	22-18	0.150	0.250 x 0.032	ERG4001	0.95	–
	RA2517	1,000	22-18	0.150	0.250 x 0.032		0.95	–
	14RB-250T	100	16-14	0.170	0.250 x 0.032		1.08	–
	RB2517	1,000	16-14	0.170	0.250 x 0.032		1.13	0.45
	10RC-250T	50	12-10	0.250	0.250 x 0.032		1.13	0.45
	RC2517	500	12-10	0.250	0.250 x 0.032		1.17	0.45
<b>Nylon fully insulated</b> 	18RA-251T	50	22-18	0.150	0.250 x 0.032	WT110M	0.87	–
	RA25177	500	22-18	0.150	0.250 x 0.032		0.87	–
	14RB-251T	50	16-14	0.170	0.250 x 0.032		0.68	–
	RB25177	500	16-14	0.170	0.250 x 0.032		0.68	–
	10RC-251T	25	12-10	0.210	0.250 x 0.032		0.68	–
	RC25177	500	12-10	0.210	0.250 x 0.032		0.68	–
<b>Non-insulated/insulated grip</b> 	A18-250T	100	22-18	–	0.250 x 0.032	ERG4002	0.68	–
	B14-250T	100	20-14	–	0.250 x 0.032		0.68	–
<b>Non-insulated</b> 	A18-251T	100	22-18	–	0.250 x 0.032	ERG4002	0.68	–
	A251	1,000	22-18	–	0.250 x 0.032		0.68	–
	B14-251T	100	16-14	–	0.250 x 0.032		0.68	–
	B251	1,000	16-14	–	0.250 x 0.032		0.68	–
	C10-251T	50	12-10	–	0.250 x 0.032		0.68	–

Diagram



#### 187 Series – Male tabs



	Cat. no.	Pkg. qty.	Wire range (AWG)	Max. ins. (in.)	Tab size (in.)	Rec. tool	Dimensions (in.)	
							A	B
<b>Vinyl insulated</b> 	18RAD-187	100	22-18	0.150	0.187 x 0.032	ERG4001	0.87	–
	18RAD-188	100	22-18	0.150	0.187 x 0.020		0.87	–
	14RBD-187	100	16-14	0.170	0.187 x 0.032		0.87	–
	14RBD-188	100	16-14	0.170	0.187 x 0.020		0.87	–

Diagram

