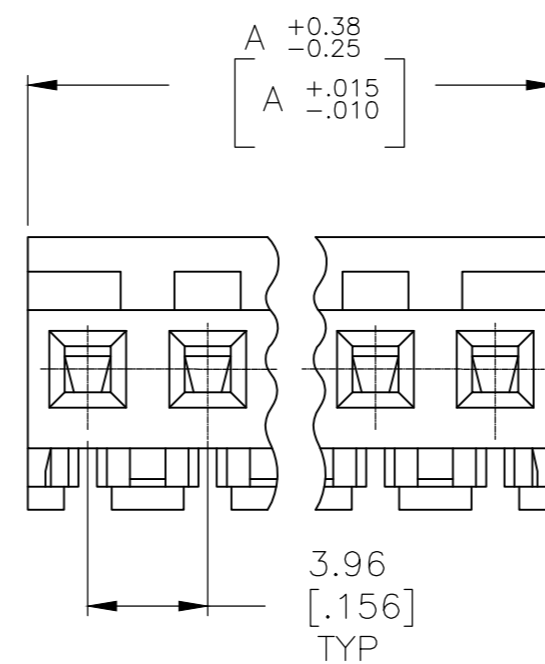
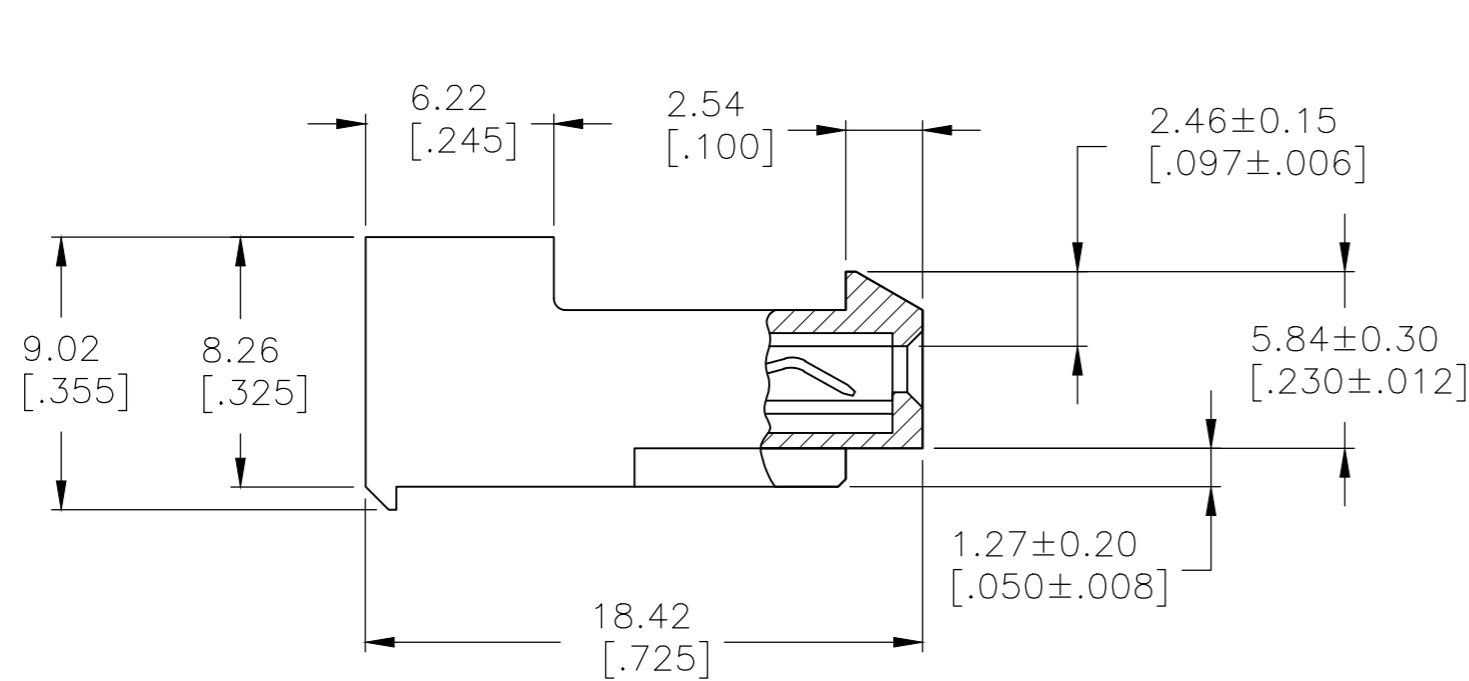
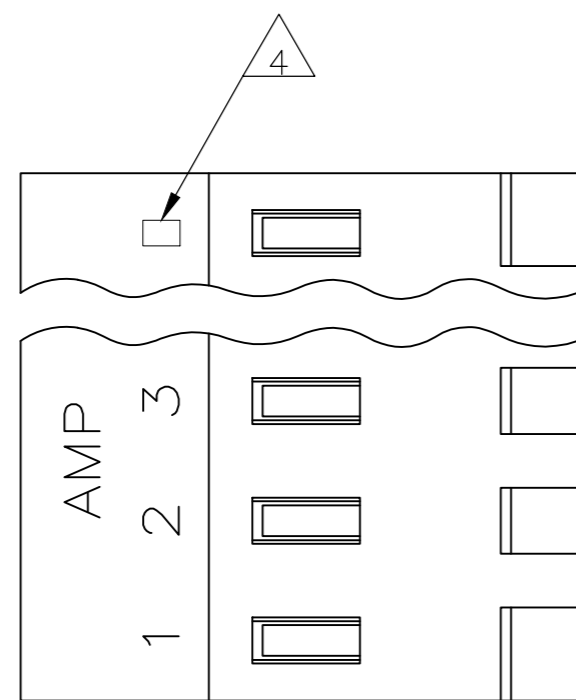


THIS DRAWING IS UNPUBLISHED. RELEASED FOR PUBLICATION
 © COPYRIGHT - By - ALL RIGHTS RESERVED.

LOC		DIST		REVISIONS			
P	LTR	DESCRIPTION		DATE	DWN	APVD	
CM	OO	P		REVISED PER ECR-20-000814	26MAY2020	PC SW	



95.10[3.744]	24	5-640426-4
91.13[3.588]	23	5-640426-3
87.17[3.432]	22	5-640426-2
83.21[3.276]	21	5-640426-1
79.25[3.120]	20	5-640426-0
75.29[2.964]	19	4-640426-9
71.32[2.808]	18	4-640426-8
67.36[2.652]	17	4-640426-7
63.40[2.496]	16	4-640426-6
59.44[2.340]	15	4-640426-5
55.47[2.184]	14	4-640426-4
51.51[2.028]	13	4-640426-3
47.55[1.872]	12	4-640426-2
43.59[1.716]	11	4-640426-1
39.62[1.560]	10	4-640426-0
35.66[1.404]	9	3-640426-9
31.70[1.248]	8	3-640426-8
27.74[1.092]	7	3-640426-7
23.77[.936]	6	3-640426-6
19.81[.780]	5	3-640426-5
15.85[.624]	4	3-640426-4
11.89[.468]	3	3-640426-3
7.92[.312]	2	3-640426-2

1 MATERIAL: CONNECTOR - NYLON UL94-V2 (ORANGE)
 CONTACTS - 0.30 [.012] THICK COPPER ALLOY
 (BRIGHT TIN-LEAD 0.00203 [.000080] MIN. THICK
 FOR CONTACTS 640426-2 THRU 2-640426-4).
 (MATTE WHISKER MITIGATED TIN PLATE 0.00203 [.000080]
 MIN. THICKNESS OVER NICKEL UNDERPLATE FOR CONTACTS
 3-640426-2 THRU 5-640426-4).

2 CONTACTS ACCEPT 18 AWG WIRE WITH 2.41 [.095] MAX
 INSULATION DIAMETER.

3 CONTACTS MUST ACCEPT 1.14±0.03 [.045±.001]
 POST AND REMAIN LOCKED IN POSITION.

4 IDENTIFICATION NUMBER FOR LAST CIRCUIT MAY
 NOT APPEAR ON ALL ASSEMBLIES.

5 DIMENSIONS IN BRACKETS ARE IN INCHES.

6 HOUSING FEATURES ARE: CLOSED END WITH LOCKING
 RAMP.

7 OBSOLETE PARTS

	DIM A	NO. OF CIRCUITS	PART NO.
SUPERSEDED BY 5-640426-4	95.10[3.744]	24	2-640426-4
SUPERSEDED BY 5-640426-3	91.13[3.588]	23	2-640426-3
SUPERSEDED BY 5-640426-2	87.17[3.432]	22	2-640426-2
SUPERSEDED BY 5-640426-1	83.21[3.276]	21	2-640426-1
SUPERSEDED BY 5-640426-0	79.25[3.120]	20	2-640426-0
SUPERSEDED BY 4-640426-9	75.29[2.964]	19	1-640426-9
SUPERSEDED BY 4-640426-8	71.32[2.808]	18	1-640426-8
SUPERSEDED BY 4-640426-7	67.36[2.652]	17	1-640426-7
SUPERSEDED BY 4-640426-6	63.40[2.496]	16	1-640426-6
SUPERSEDED BY 4-640426-5	59.44[2.340]	15	1-640426-5
SUPERSEDED BY 4-640426-4	55.47[2.184]	14	1-640426-4
SUPERSEDED BY 4-640426-3	51.51[2.028]	13	1-640426-3
SUPERSEDED BY 4-640426-2	47.55[1.872]	12	1-640426-2
SUPERSEDED BY 4-640426-1	43.59[1.716]	11	1-640426-1
SUPERSEDED BY 4-640426-0	39.62[1.560]	10	1-640426-0
SUPERSEDED BY 3-640426-9	35.66[1.404]	9	1-640426-9
SUPERSEDED BY 3-640426-8	31.70[1.248]	8	1-640426-8
SUPERSEDED BY 3-640426-7	27.74[1.092]	7	1-640426-7
SUPERSEDED BY 3-640426-6	23.77[.936]	6	1-640426-6
SUPERSEDED BY 3-640426-5	19.81[.780]	5	1-640426-5
SUPERSEDED BY 3-640426-4	15.85[.624]	4	1-640426-4
SUPERSEDED BY 3-640426-3	11.89[.468]	3	1-640426-3
SUPERSEDED BY 3-640426-2	7.92[.312]	2	1-640426-2

THIS DRAWING IS A CONTROLLED DOCUMENT.		DWN S. CARPENTER 26JUN2003	TE Connectivity MTA 156 CONNECTOR ASSEMBLY, 18 AWG, STANDARD	
DIMENSIONS: mm [INCHES]		CHK GUERRIERO, SHAYNIA 26JUN2003		
TOLERANCES UNLESS OTHERWISE SPECIFIED:		APVD D. BOSSI 26JUN2003	NAME	
0 PLC ± - 1 PLC ± - 2 PLC ± - 3 PLC ± 0.13 [.005] 4 PLC ± - ANGLES ± -		PRODUCT SPEC 108-1051	RESTRICTED TO	
MATERIAL		APPLICATION SPEC 114-1020	SIZE A2	CAGE CODE 00779
FINISH		WEIGHT	DRAWING NO C-640426	SCALE 4:1
1		CUSTOMER DRAWING		SHEET 1 OF 1
1		REV P		